

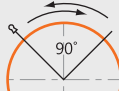
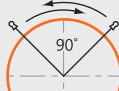
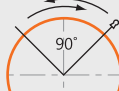

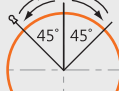







Ø16 Key Selector Switches

Ø16 Square Key Selector Switches (S16KRS Series)

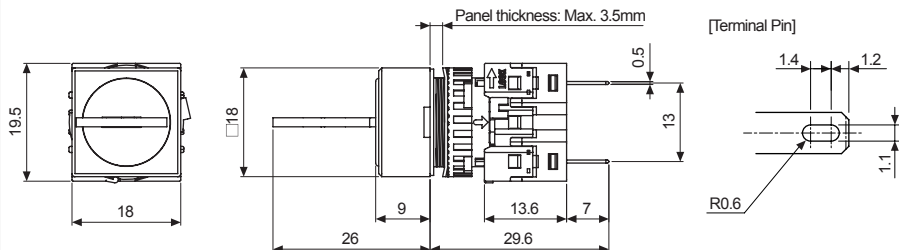
Type	Appearance	Operating position	Model	Contact block	LED block
				C contact	DC voltage
Extended	 S16KRS-1AK□	2-position, spring return key removal: left	 S16KRS-1AKC S16KRS-1AK2C	1 2	—
		2-position, maintained key removal: left	 S16KRS-2AKC S16KRS-2AK2C	1 2	
		2-position, maintained key removal: left + right	 S16KRS-2BKC S16KRS-2BK2C	1 2	
		2-position, maintained key removal: right	 S16KRS-2DKC S16KRS-2DK2C	1 2	
		3-position, spring return two-way key removal: center	 S16KRS-3EK2C	2	
		3-position, maintained key removal: left	 S16KRS-4AK2C	2	
		3-position, maintained key removal: left + right	 S16KRS-4BK2C	2	
		3-position, maintained key removal: left + center + right	 S16KRS-4CK2C	2	
		3-position, maintained key removal: right	 S16KRS-4DK2C	2	

※The control unit, contact blocks, LED blocks are sold separately.
(control unit: bold letters, contact block: regular letters)

※Connect up to 2 contact blocks. Connect the contact blocks only on the right and left side slots.
It will not operate if connected to the center slot.

• Dimensions

(unit: mm)



※For panel cut-out dimensions, please refer to page A-48.



Ø16 Key Selector Switches

Control Switches

Ø16

Ø22/25

Ø30

□30

Push Button Switches

Round

Square

Rectangular

Selector Switches

Round

Square

Rectangular

Key Selector Switches

Round

Square

Rectangular

Double Push Button Switches




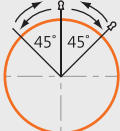







Mushroom-head Push Button Switches

Emergency Switches

Pilot Lights

Accessories

Buzzers

Type	Appearance	Operating position	Model	Contact block		LED block
				C contact		DC voltage
Extended	 S16KRS-4EK□ 	3-position, maintained key removal: center		S16KRS-4EK2C	2	—
		3-position, maintained key removal: center + right		S16KRS-4FK2C	2	
		3-position, maintained key removal: left + center		S16KRS-4GK2C	2	
		3-position, spring return from right key removal: left		S16KRS-5AK2C	2	
		3-position, spring return from right key removal: center		S16KRS-5EK2C	2	
		3-position, spring return from right key removal: left + center		S16KRS-5GK2C	2	
		3-position, spring return from left key removal: right		S16KRS-6DK2C	2	
		3-position, spring return from left key removal: center		S16KRS-6EK2C	2	
		3-position, spring return from left key removal: center + right		S16KRS-6FK2C	2	

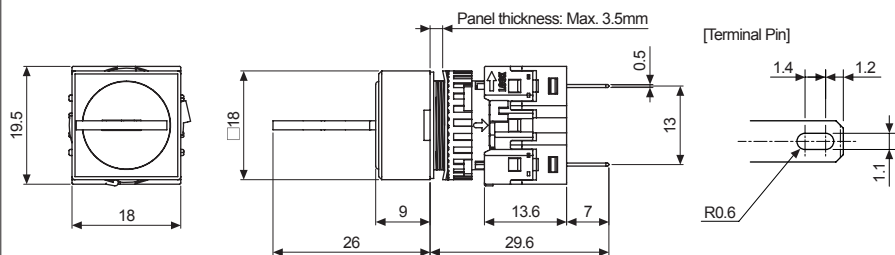
※The control unit, contact blocks, LED blocks are sold separately.

(control unit: bold letters, contact block: regular letters)

※Connect up to 2 contact blocks. Connect the contact blocks only on the right and left side slots. It will not operate if connected to the center slot.

• Dimensions

(unit: mm)


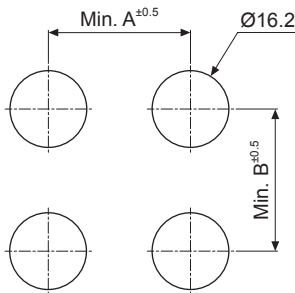















※For panel cut-out dimensions, please refer to page A-48.

Ø16 Panel Cut-out Dimensions

Ø16 Panel Cut-out Dimensions

(unit: mm)

Type			A	B	Panel Cut-out Dimensions
Push Button Switches	Round (S16PR Series)		20	21	
	Square (S16PRS Series)		20	21	
	Rectangular (S16PRT Series)		25	21	
Selector Switches	Round (S16SR Series)		20	21	
	Square (S16SRS Series)		20	21	
	Rectangular (S16SRT Series)		25	21	
Key Selector Switches	Round (S16KR Series)		20	21	
	Square (S16KRS Series)		20	21	
	Rectangular (S16KRT Series)		25	21	
Mushroom-head Push Button Switches (S16BR Series)			24	24	
Emergency Switches (S16ER Series)			40	40	
Pilot Lights	Round (L16RR Series)		20	21	
	Square (L16RRS Series)		20	21	
	Rectangular (L16RRT Series)		25	21	

Key Selector Switches

Mounting hole Ø16 Key Selector Switches

S16KR	1	A	K	C	
					Item
					Operating position
					Key removal position
					Color
					Contact block
				C	C contact: 1
				2C	C contact: 2
				K	Black
				A	Left
				B	Left+Right
				C ^{※1}	Left+Center+Right
				D	Right
				E ^{※1}	Center
				F ^{※1}	Center+Right
				G ^{※1}	Left+Center
				1	2-position, spring return
				2	2-position, maintained
				3	3-position, spring return two-way
				4	3-position, maintained
				5	3-position, spring return from right
				6	3-position, spring return from left
				S16KR	Mounting hole Ø16 Round Key Selector Switches
				S16KRS	Mounting hole Ø16 Square Key Selector Switches
				S16KRT	Mounting hole Ø16 Rectangular Key Selector Switches

※1. Only for 3-position type.

Control Switches

- Ø16
- Ø22/25
- Ø30
- 30
- Push Button Switches
 - Round
 - Square
 - Rectangular
- Selector Switches
 - Round
 - Square
 - Rectangular
- Key Selector Switches
 - Round
 - Square
 - Rectangular
- Double Push Button Switches
- Mushroom-head Push Button Switches
- Emergency Switches
- Pilot Lights
- Accessories
- Buzzers

A Accessories

Common Accessories

Contact Blocks and LED Blocks for Ø16 Control Switches


Ordering Information




SA	16	CB	W		
Item	Applied switches	Type	LED color ^{※1}	LED block	
				R	Red
				B	Blue
				G	Green
				Y	Yellow
				W	White
			CB ^{※2}	Contact block	B contact (normally closed)
				CC	C contact (normally open, normally closed)
				L5	5VDC
				L12	12VDC
		L24	24VDC		
			16	For Ø16 control switches	
			SA	Switch Accessories	

※1. Only for LED blocks.

※2. Only for Ø16 emergency switches.


- Contact block and LED block removal
Separate the unit using a flat-head (-) screwdriver.





Item	Appearance	Model	Type	Features
Contact block		SA16-CB	B contact (normally closed)	For Ø16 emergency switches
		SA16-CC	C contact (normally open, normally closed)	—
LED block		SA16-L5□ (5VDC) SA16-L12□ (12VDC) SA16-L24□ (24VDC)	DC voltage type	Diverse, vibrant, high luminance LEDs (red, blue, green, yellow, white)

A Accessories

Locking Handle for Switches

Applied switches	Appearance	Model	Note
Ø16		SA16-LH	For locking switch nuts behind the panels

Accessories By Item

Item	Appearance	Model	Dimensions	Note
Lens remover for Ø16 push button control switches or pilot lights		SA16-RM		Lens remover for push button control switches or pilot lights